



Thermadoor

Thermadoor spare part requests must be accompanied by the serial number that starts with the letter E as per the below example.



For replacement panels, please provide the panel position (Bottom, intermediates, window panel or Top) and confirming quantities of each. Exact colour match cannot be guaranteed due to fading that can occur over time and will be supplied in the colour as originally installed.

For replacement springs, these will always be supplied as a pair unless the original configuration was for a single-handed spring. Cable drums will also be supplied as a new pair.

If hardware is required (hinges, rollers and brackets), this will be supplied as a set unless individually required items / Qtys are requested and part numbers for these may be found in the parts list.

Replacement tracks will be supplied as the original system as a complete set.

Motors and control panels maybe subject to change if the original operator becomes obsolete. All replacement units will be fully compliant to assure all relevant certification.

Opto-Edges, slack cable switches, coiled cables and other parts not listed, will also be supplied as per the original door serial number unless they have been superseded by compatible replacement parts.

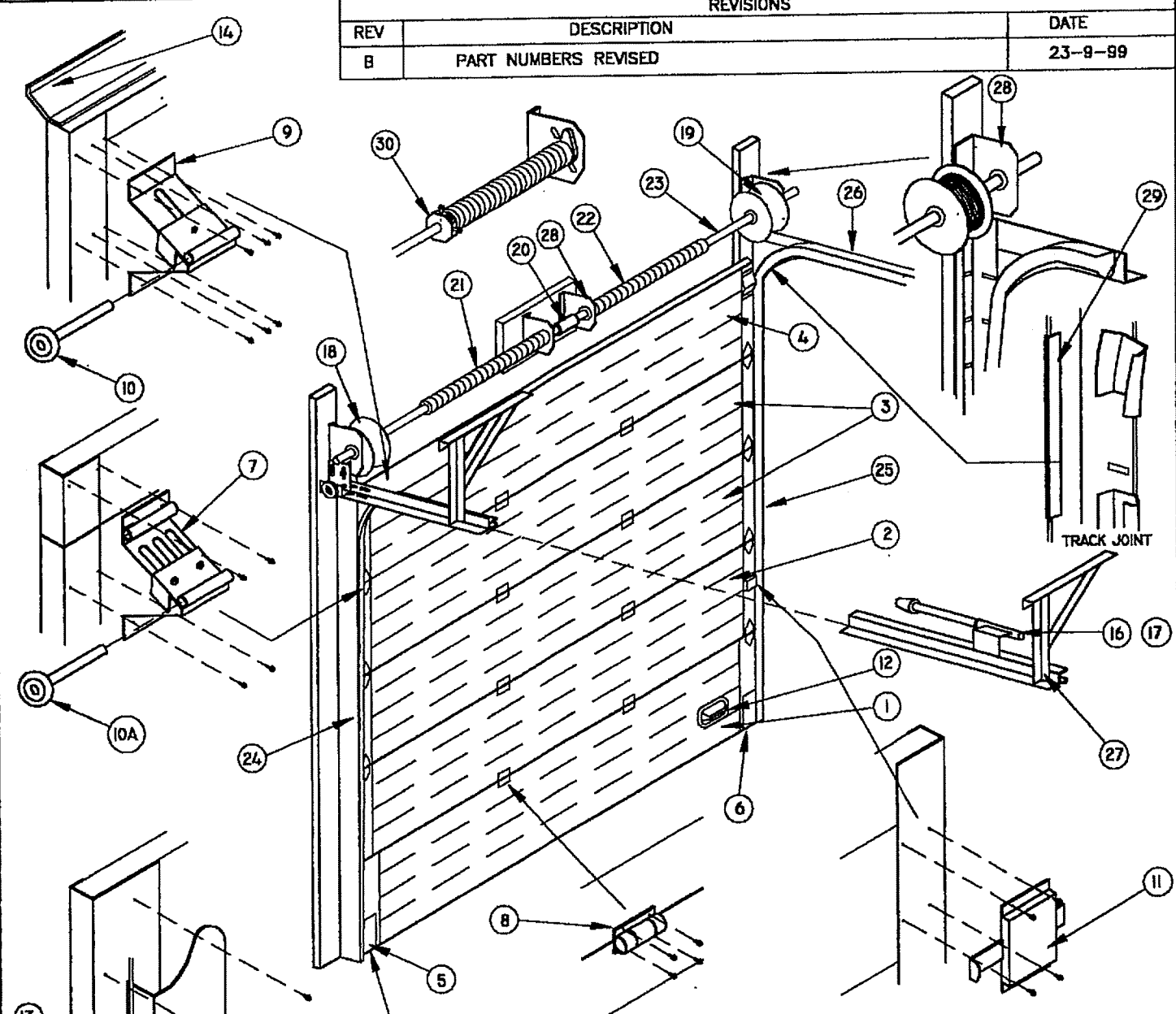


Thermadoor

Spare Parts List



REVISIONS		DATE
REV	DESCRIPTION	
B	PART NUMBERS REVISED	23-9-99

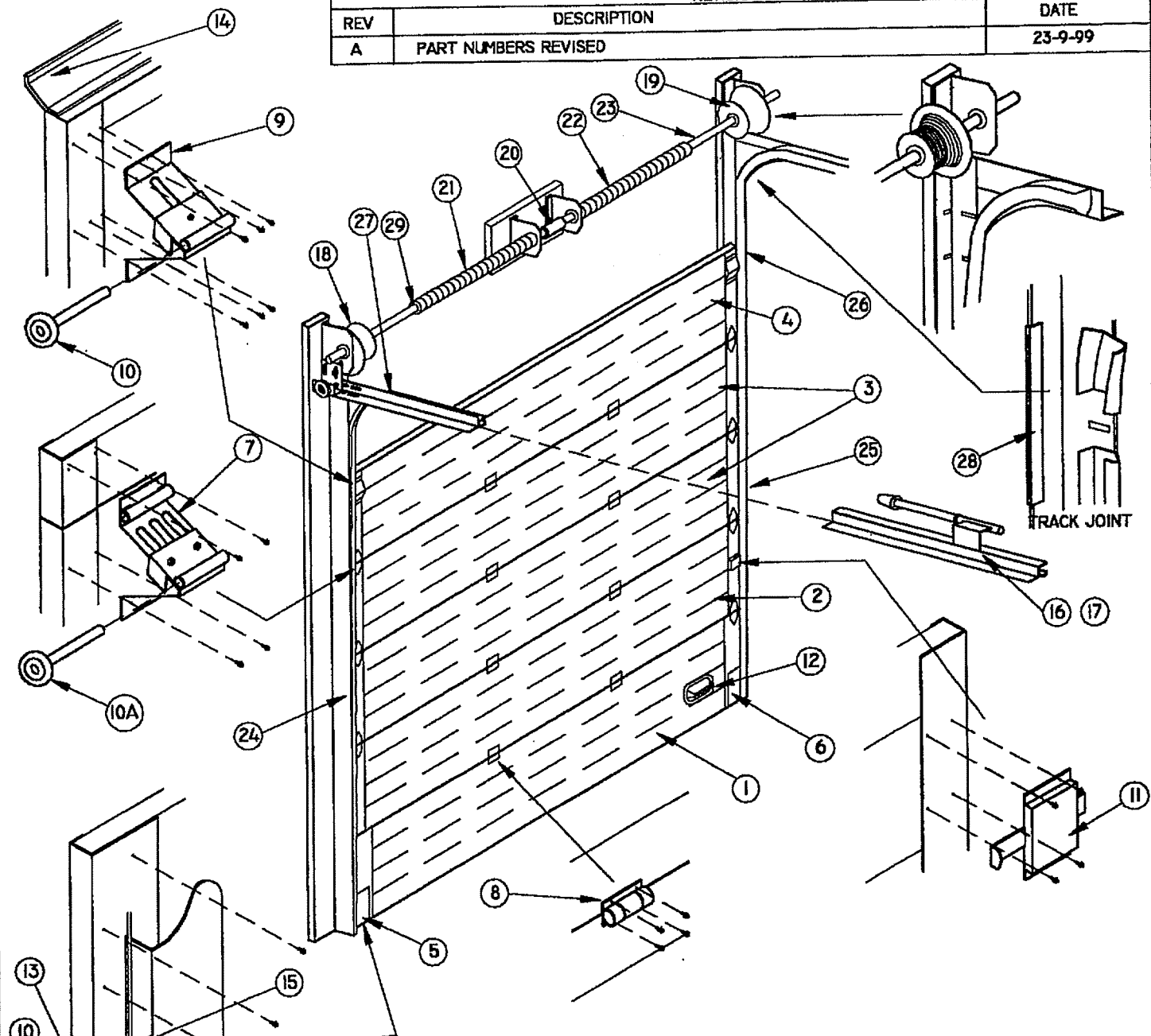


DESCRIPTION	PART No.	DESCRIPTION	PART No.
1 BOTTOM SECTION		21 TORSION SPRING	
2 LOCKING SECTION		22 TORSION SPRING	
3 INTERMEDIATE SECTION		23 SHAFT	
4 TOP SECTION		24 JAMB ANGLE	PCS 400335
5 BOTTOM BRACKET LH	PCS 200601	25 VERTICAL TRACK	7040/00,10,20,21
6 BOTTOM BRACKET RH	PCS 200601	26 HORIZONTAL TRACK	PCS 100350
7 ROLLER HINGE	ADS 0002	27 TRACK SUPPORTS	710050
8 INTERMEDIATE HINGE	ADS 0001	28 BEARING PLATE	5060/01,11,21,31
9 TOP ROLLER BRKT KIT	PCS 200703	29 SIDE SEAL	7040/35,39,40,41
10 ROLLER (LONG SPINDLE)	PCS 200802	30 PLUG AND WINDER	
10A ROLLER (SHORT SPINDLE)	PCS 200801		
11 LOCK	PCS 201901		
12 HANDLE KIT	PCS 201801		
13 BOTTOM SEAL	PCS 201201B		
14 TOP SEAL	206010		
15 CABLE			
16 SPRING STOP LH	708011		
17 SPRING STOP RH	708011		
18/19 CABLE DRUM LH,RH			
20 SHAFT COUPLING	503010		

PARTS IDENTIFICATION FOR STANDARD LIFT THERMADOOR

STOKVIS	DATE :	DRG NO.	DATA SHEET 16	REV B
	DRAWN BY :	SHEET	© 1996	

REVISIONS		DATE
REV	DESCRIPTION	
A	PART NUMBERS REVISED	23-9-99

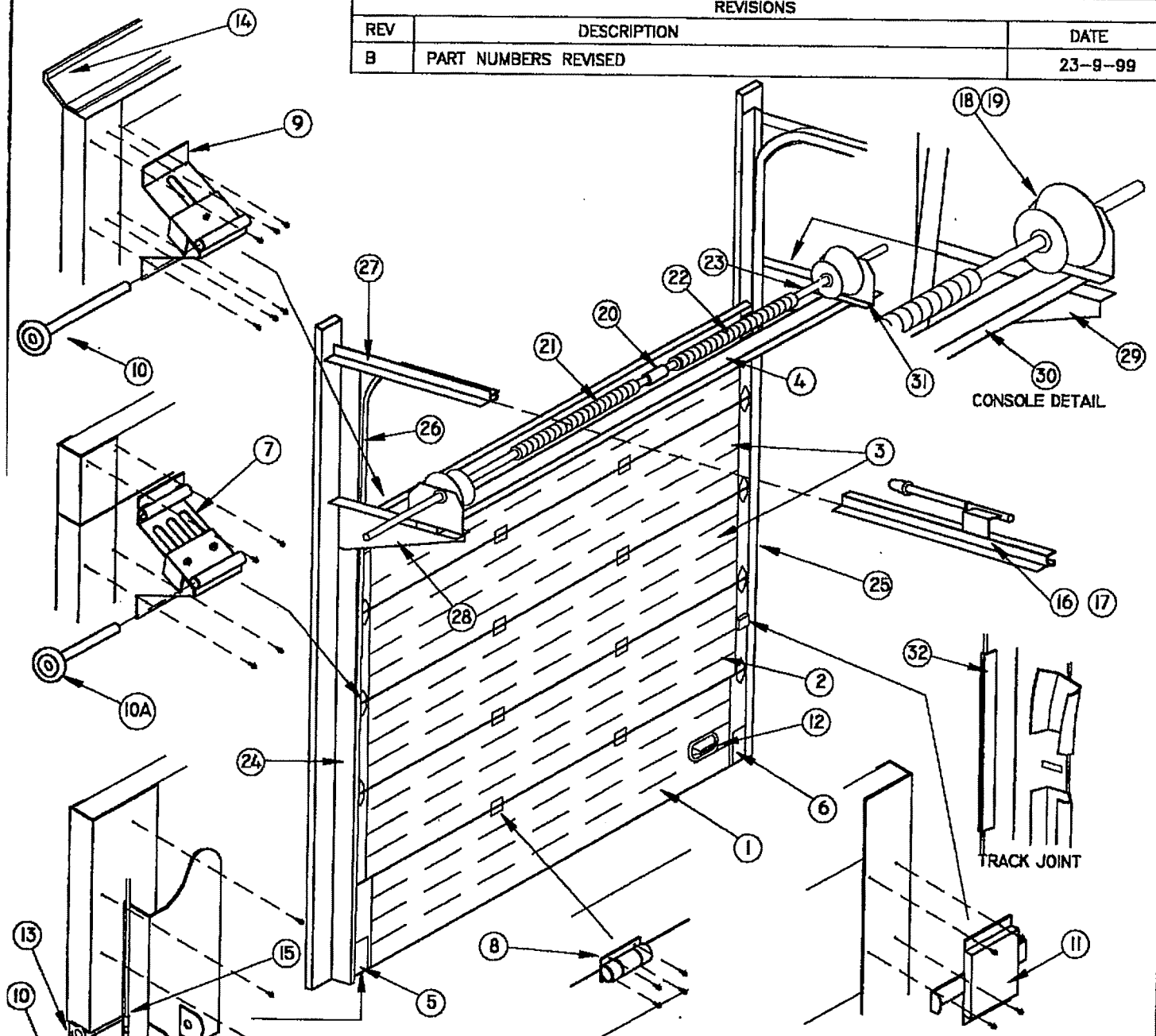


DESCRIPTION	PART No.	DESCRIPTION	PART No.
1 BOTTOM SECTION		18/19 CABLE DRUM L/H,R/H	
2 LOCKING SECTION		20 SHAFT COUPLING	503010
3 INTERMEDIATE SECTION		21 TORSION SPRING	
4 TOP SECTION		22 TORSION SPRING	
5 BOTTOM BRACKET L/H	PCS 200601	23 SHAFT	PCS 400335
6 BOTTOM BRACKET R/H	PCS 200601	24 JAMB ANGLE	
7 ROLLER HINGE KIT	ADS 0002	25 VERTICAL TRACK	PCS 100350
8 INTERMEDIATE HINGE	ADS 0001	26 VERTICAL TRACK	PCS 100350
9 TOP ROLLER BRKT KIT	PCS 200703	27 HORIZONTAL TRACK	
10 ROLLER (LONG SPINDLE)	PCS 200802	28 SIDE SEAL	7040/35,39,40,41
10A ROLLER (SHORT SPINDLE)	PCS 200801	29 PLUG AND WINDER	
11 LOCK	PCS 201901		
12 HANDLE KIT	PCS 201801		
13 BOTTOM SEAL	PCS 201201B		
14 TOP SEAL	206010		
15 CABLE			
16 SPRING STOP L/H	708011		
17 SPRING STOP R/H	708011		

PARTS IDENTIFICATION FOR HIGH LIFT THERMADOOR

STOKVIS	DATE :	DRG NO. DATA SHEET 18	REV A
	DRAWN BY :	SHEET	© 1986

REVISIONS		
REV	DESCRIPTION	DATE
B	PART NUMBERS REVISED	23-9-99



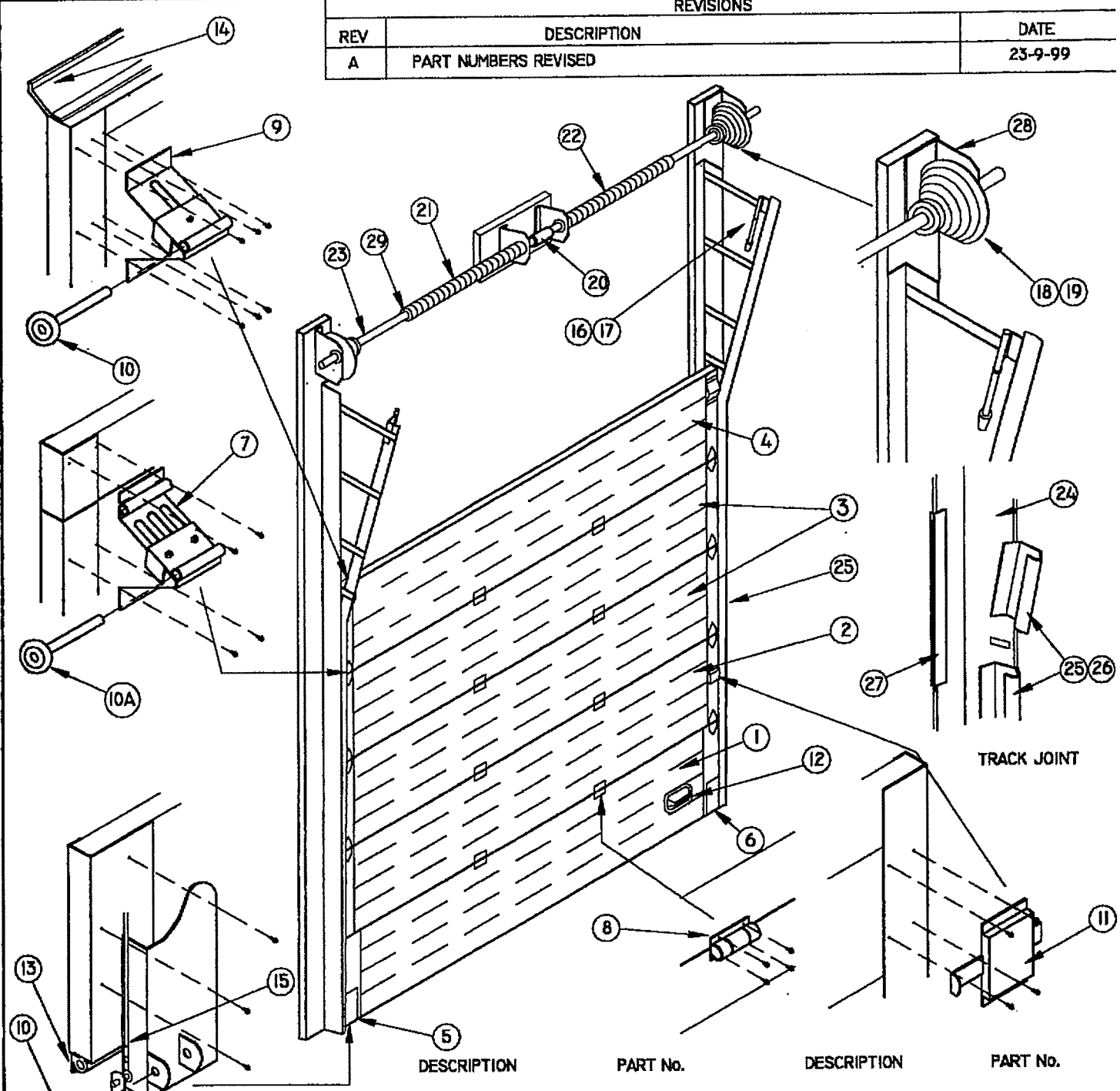
DESCRIPTION	PART No.	DESCRIPTION	PART No.
1 BOTTOM SECTION		21 TORSION SPRING	
2 LOCKING SECTION		22 TORSION SPRING	
3 INTERMEDIATE SECTION		23 SHAFT	PCS 400335
4 TOP SECTION		24 JAMB ANGLE	
5 BOTTOM BRACKET L/H	PCS 200601	25 VERTICAL TRACK	PCS 100350
6 BOTTOM BRACKET R/H	PCS 200601	26 VERTICAL TRACK	PCS 100350
7 ROLLER HINGE KIT	ADS 0002	27 HORIZONTAL TRACK	
8 INTERMEDIATE HINGE	ADS 0001	28/29 CONSOLE SUPPORT	50903/0,1
9 TOP ROLLER BRKT KIT	PCS 200703	BRACKET	
10 ROLLER (LONG SPINDLE)	PCS 200802	30 102 x 51 RHS SPRING CONSOLE	
10A ROLLER (SHORT SPINDLE)	PCS 200801	31 BEARING BRACKET	
11 LOCK	PCS 201901	32 SIDE SEAL	7040/35,39,40,41
12 HANDLE KIT	PCS 201801		
13 BOTTOM SEAL	PCS 201201B		
14 TOP SEAL	206010		
15 CABLE			
16 SPRING STOP L/H	708011		
17 SPRING STOP R/H	708011		
18/19 CABLE DRUM L/H,R/H			
20 SHAFT COUPLING	503010		

PARTS IDENTIFICATION FOR HIGH LIFT THERMADOOR WITH SPRING CONSOLES

STOKVIS

DATE :	DRG NO.	REV
	DATA SHEET 21	B
DRAWN BY :	SHEET	© 1996

REVISIONS		
REV	DESCRIPTION	DATE
A	PART NUMBERS REVISED	23-9-99



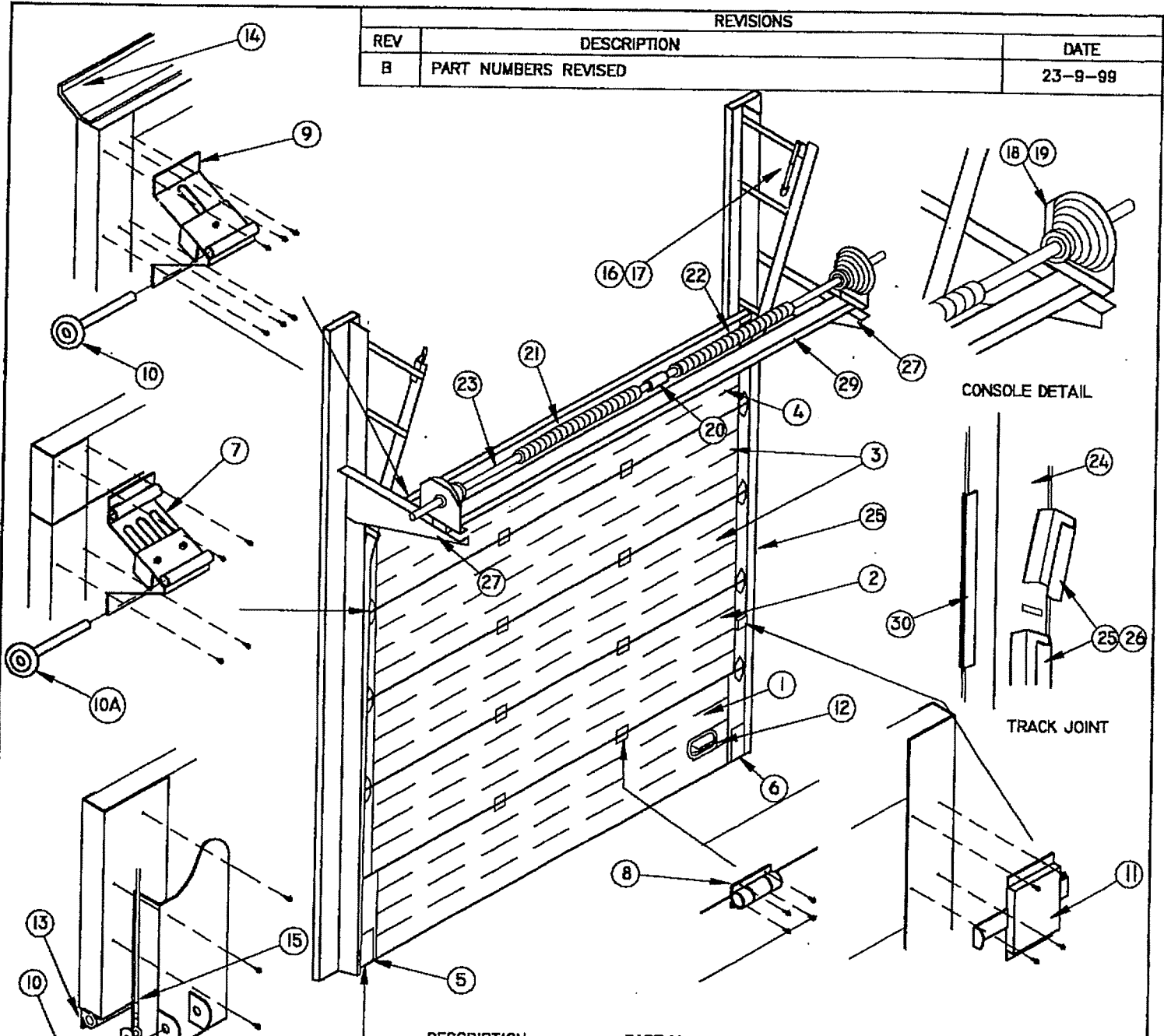
DESCRIPTION	PART No.	DESCRIPTION	PART No.
1 BOTTOM SECTION		8 INTERMEDIATE HINGE	ADS 0001
2 LOCKING SECTION		9 TOP ROLLER BRKT KIT	PCS 200703
3 INTERMEDIATE SECTION		10 ROLLER (LONG SPINDLE)	PCS 200802
4 TOP SECTION		10A ROLLER (SHORT SPINDLE)	PCS 200801
5 BOTTOM BRACKET L/H	PCS 200601	11 LOCK	PCS 201901
6 BOTTOM BRACKET R/H	PCS 200601	12 HANDLE KIT	PCS 201801
7 ROLLER HINGE KIT	ADS 0002	13 BOTTOM SEAL	PCS 201201B
		14 TOP SEAL	206010
		15 CABLE	
		16 SPRING STOP	708011
		17 SPRING STOP	708011
		18/19 CABLE DRUM L/H,R/H	
		20 SHAFT COUPLING	503010
		21 TORSION SPRING	
		22 TORSION SPRING	
		23 SHAFT	PCS 400335
		24 JAMB ANGLE	
		25 VERTICAL TRACK	PCS 100350
		26 VERTICAL TRACK	PCS 100350
		27 SIDE SEAL	7040/35,39,40,41
		28 BEARING PLATE	
		29 PLUG AND WINDER	

PARTS IDENTIFICATION FOR VERTICAL LIFT THERMADOOR

STOKVIS

DATE :	DRG NO.	DATA SHEET 19	REV A
DRAWN BY :	SHEET	© 1996	

REVISIONS		
REV	DESCRIPTION	DATE
B	PART NUMBERS REVISED	23-9-99



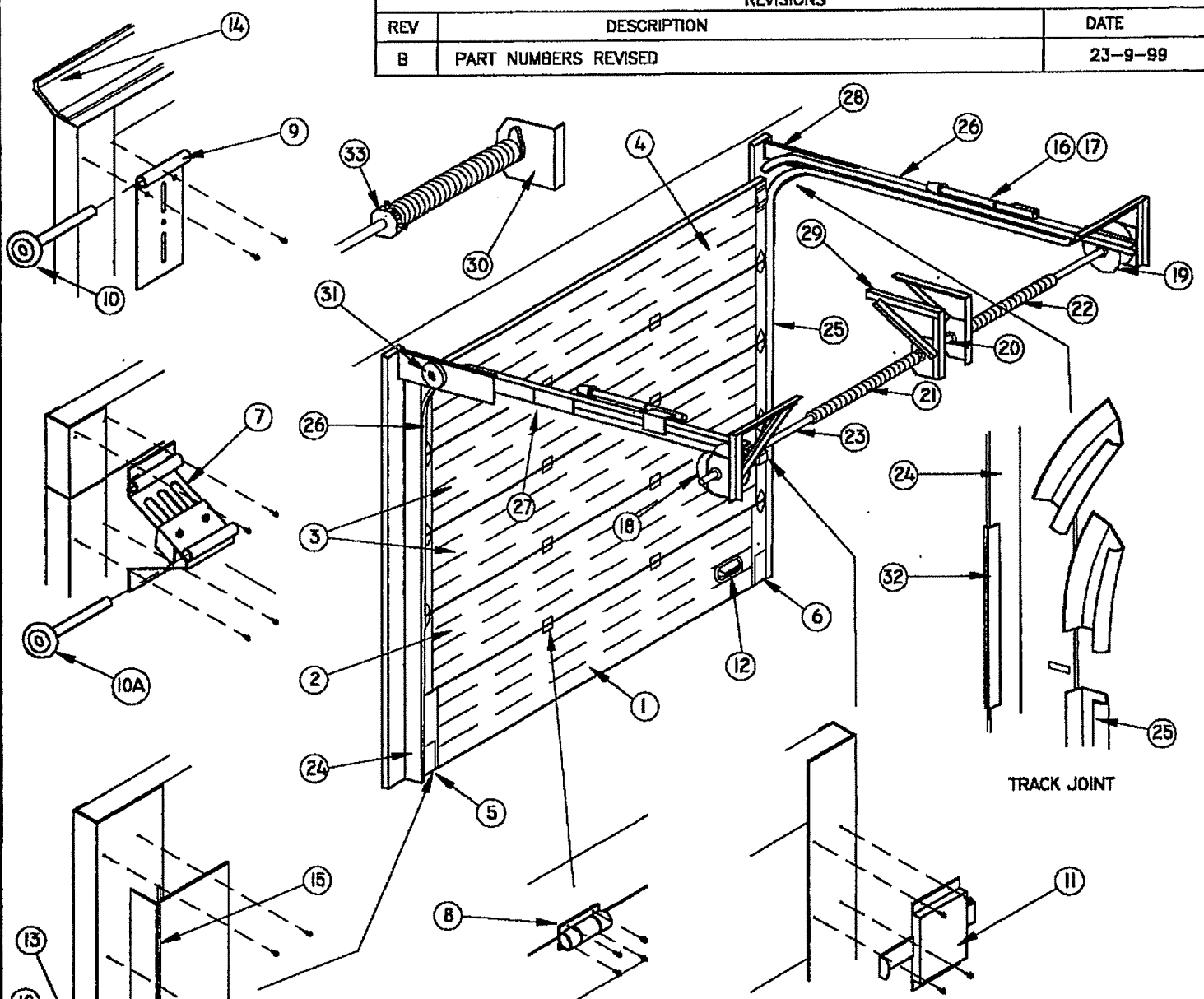
DESCRIPTION	PART No.	DESCRIPTION	PART No.
1 BOTTOM SECTION		20 SHAFT COUPLING	503010
2 LOCKING SECTION		21 TORSION SPRING	
3 INTERMEDIATE SECTION		22 TORSION SPRING	
4 TOP SECTION		23 SHAFT	PCS 400335
5 BOTTOM BRACKET L/H	PCS 200601	24 JAMB ANGLE	
6 BOTTOM BRACKET R/H	PCS 200601	25 VERTICAL TRACK	PCS 100350
7 ROLLER HINGE KIT	ADS 0002	26 VERTICAL TRACK	PCS 100350
8 INTERMEDIATE HINGE	ADS 0001	27/28 CONSOLE SUPPORT BRACKET	50903/0,1
9 TOP ROLLER BRKT KIT	PCS 200703	29 102 x 51 RHS SPRING CONSOLE	
10 ROLLER (LONG SPINDLE)	PCS 200802	30 SIDE SEAL	7040/35,39,40,41
10A ROLLER (SHORT SPINDLE)	PCS 200801		
11 LOCK	PCS 201901		
12 HANDLE KIT	PCS 201801		
13 BOTTOM SEAL	PCS 201201B		
15 CABLE	206010		
16 SPRING STOP	708011		
17 SPRING STOP	708011		
18/19 CABLE DRUM L/H,R/H			

PARTS IDENTIFICATION FOR VERTICAL LIFT THERMADOOR WITH SPRING CONSOLES

STOKVIS

DATE :	DRG NO.	REV
	DATA SHEET 20	B
DRAWN BY :	SHEET	© 1986

REVISIONS		
REV	DESCRIPTION	DATE
B	PART NUMBERS REVISED	23-9-99



DESCRIPTION	PART No.	DESCRIPTION	PART No.
1 BOTTOM SECTION		11 LOCK	PCS 201901
2 LOCKING SECTION		12 HANDLE KIT	PCS 201801
3 INTERMEDIATE SECTION		13 BOTTOM SEAL	PCS 201201B
4 TOP SECTION		14 TOP SEAL	206010
5 BOTTOM BRACKET L/H	303000	15 CABLE	
6 BOTTOM BRACKET R/H	303000	16 SPRING STOP L/H	708011
7 ROLLER HINGE KIT	ADS 0002	17 SPRING STOP R/H	708011
8 INTERMEDIATE HINGE	ADS 0001	18/19 CABLE DRUM L/H,R/H	
9 TOP ROLLER BRKT KIT	305000	20 SHAFT COUPLING	503010
10 ROLLER (LONG SPINDLE)	PCS 200802	21 TORSION SPRING	
10A ROLLER (SHORT SPINDLE)	PCS 200801	22 TORSION SPRING	
		23 SHAFT	PCS 400335
		24 JAMB ANGLE	7040/00,10,20,21
		25 VERTICAL TRACK	PCS 100350
		26 HORIZONTAL TRACK	
		27 TRACK CONNECTING PLATE	609050
		28 CABLE PULLEY WHEEL MOUNTING PLATE	609000
		29 FIXING ANGLE	710050
		30 ADJUSTABLE BEARING PLATE	5090/22,33
		31 CABLE PULLEY WHEEL	608000
		32 SIDE SEAL	7040/35,39
		33 PLUG AND WINDER	40,41

PARTS IDENTIFICATION FOR LOW HEADROOM THERMADOOR

STOKVIS

DATE :	DRG NO.	REV
	DATA SHEET 17	B
DRAWN BY :	SHEET	© 1995